

Samagra Shiksha – Thanjavur District

Moovalur Ramamirtham Ammaiyaar Higher study Assurance Scheme

Steps for upload Bonafide Certificate for Moovalur Ramamirtham Ammaiyaar Scheme

1. Login to School login using <https://emis.tnschools.gov.in/login>
2. Click Students->Academic Verification->Verify Student Schools
3. The following window will be displayed.

The screenshot shows the EMIS Tamil Nadu Schools web application. The left sidebar contains a menu with options like 'Students TC Details', 'Students Promotion', 'Special Cash Incentive', 'Student Summary', 'IT Profile', 'Student Vaccination', 'Academic Verification', 'Student I-XII Schools', 'Verify Student-Schools', 'Quiz Result', 'Competition', 'Downloads', 'Staff Details', and 'Schools'. The 'Academic Verification' section is expanded, and 'Verify Student-Schools' is selected. The main content area shows a 'Verification List' with a search bar and a table of students. The 'Moovalur Ramamirtham Ammaiyaar Scheme' is highlighted in the 'Special Cases List' tab.

S.N	Student Name	EmisID	Status	Actions
1	MANIKANDAN G	332506002071710239	Action Taken	
2	MAYANDI K	331302005141710483	Action Taken	
3	THULASIRAJ A	3325060020700068	Action Taken	
4	ARUNRAJA S	3325060020700079	Action Taken	
5	AKASH A	3325060020700083	Action Taken	

4. Click Moovalur Ramamirtham Ammaiyaar Scheme, the following window will be displayed.

Students Admission

Students Tagging

Students List

Vocational Education List

Students TC Details

Students Promotion

Special Cash Incentive

Student Summary

IT Profile

Student Vaccination

Academic Verification

Student I-XII Schools

Verify Student-Schools

Quiz Result


Schools > Verification of Students' schools

Verification List Special Cases List Moovalur Ramamirtham Ammaiyar Scheme

Search

S.No	Student Name	EmisID	Status	Actions
1	PACKEESHWARI V	32720	Action Taken	

11:09 AM 07-Jul-22

5. Students List will be opened . Click  mark, to upload the Bona fide Certificate of the student using pdf or jpeg file just like 7.5% Reservation Verification. The following screen will be displayed.

Verify Schools

S.No	Student Name	Class 9	Class 10
1	S MOURIYA	2016	2017

Class 9 ☐ Class 10 ☐

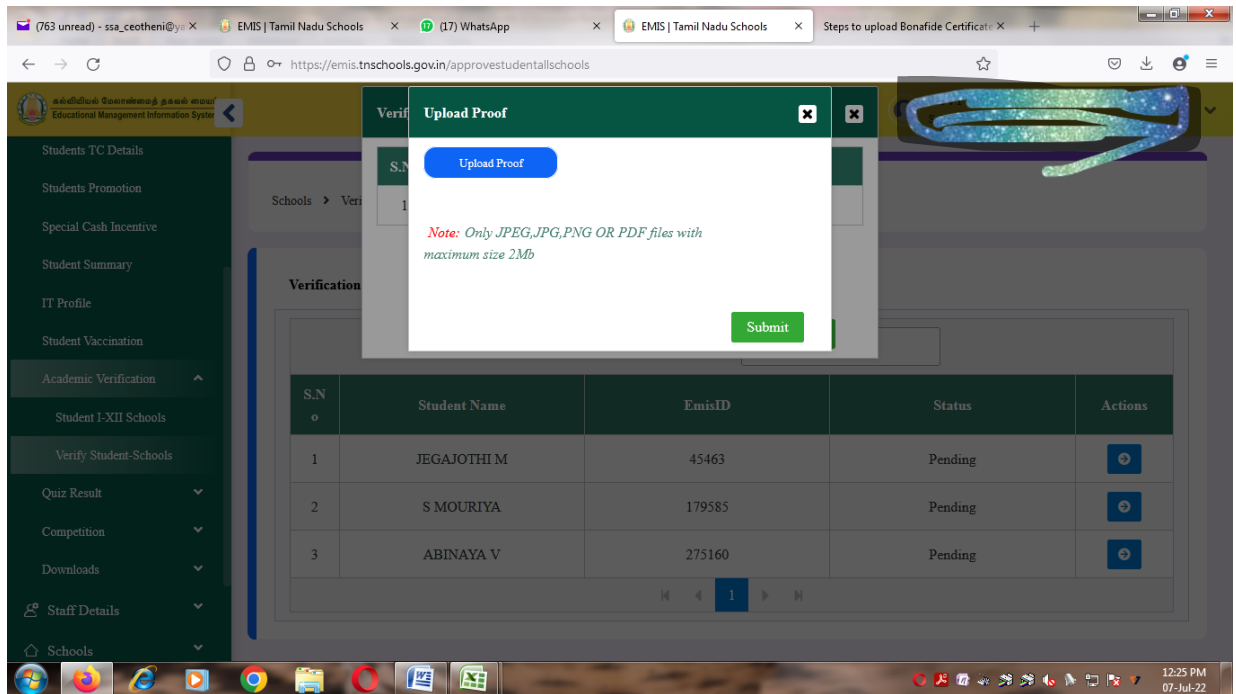
☒ ☒

Approve

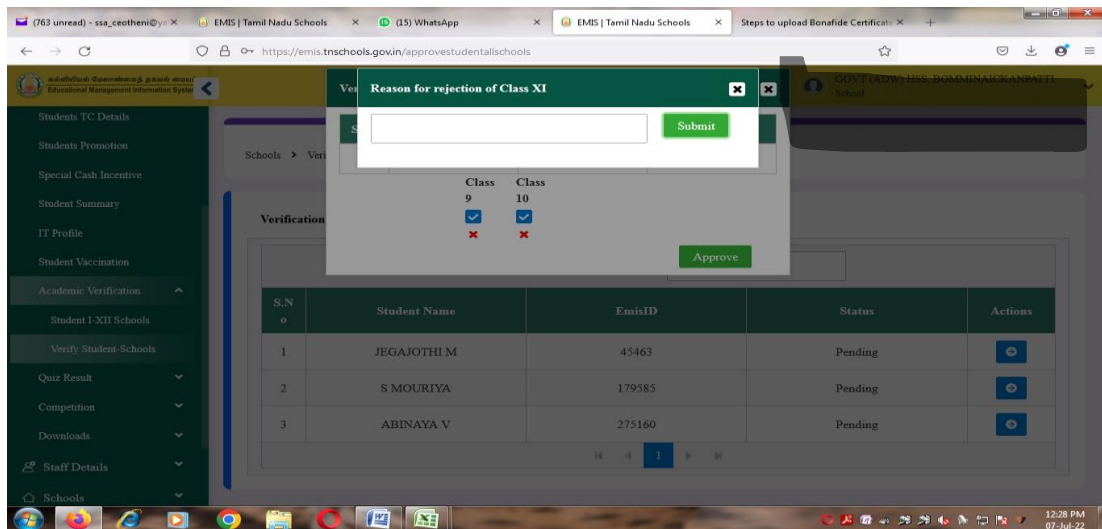
S.No	Student Name	EmisID	Status	Actions
1	JEGAJOITHI M	45463	Pending	
2	S MOURIYA	179585	Pending	
3	ABINAYA V	275160	Pending	

12:20 PM 07-Jul-22

6. If the student was studied in concerned school, put tick (✓) mark in the box for the classes and click Approve button to upload Bona fide Certificate using 'Upload Proof' and click Submit button.



7. If student not studied in concerned school, click (✕) mark, the following window will be displayed and enter reason for rejection.



8. Before uploading Bona fide Certificate, concerned govt- Middle, High and Hr. Sec. School HMs must verify the Record and upload the bona fide certificate ASAP.

BONA FIDE CERTIFICATE

This is to certify that Selvan / Selvi. _____

S/O or D/O _____ residing at _____

_____ has studied from _____ Standard to _____ Standard from the academic year

_____ to _____ in _____.

S.No	Class	Year of Study	Name of the School	Type of School*
1	XII			
2	XI			
3	X			
4	IX			
5	VIII			
6	VII			
7	VI			

*Choose one of the following – (Government Panchayat Union School/Corporation School/Municipal School/Adi Dravidar and Tribal Welfare School/Kallar Reclamation School/Forest Department School/Other Schools Managed by Government Departments/Government Aided/Matriculation/CBSE/ICSE/Nursery and Primary)

Verified the above information in respect of the school last studied with therecords
and found correct.

Seal and Signature of the
Headmaster /
HeadmistressName: