

FORGET PASSWORD STEPS

- ENTER THE USERNAME (SCHOOL / TEACHER) EMIS WEB LOGIN PAGE.
- CLICK FORGOT PASSWORD



The image shows a composite graphic. On the left, there is a collection of school supplies including a spiral notebook, several colored pencils, a yellow ruler, a pair of pink-rimmed glasses, and two highlighters (one blue, one pink). On the right, there is a login interface for the 'Educational Management Information System'. At the top right of the interface is a circular logo featuring a temple gopuram. Below the logo, the title 'Educational Management Information System' is displayed in blue. There are two input fields: 'User Name *' and 'Password *'. The 'Password *' field has a small eye icon to its right. Below the input fields are two blue buttons: 'Login' and 'Forgot Password'. An orange curved line is positioned below the 'Forgot Password' button. At the bottom, there is an email icon followed by the text 'enquire.tnemis@gmail.com'.

Educational Management Information System

User Name *

Password *

Login Forgot Password

enquire.tnemis@gmail.com

- SELECT THE USER TYPE AND ENTER THE USERNAME (UDISE OR TEACHER ID) AND SUBMIT THE REQUEST.



Educational Management Information System

Please Select Your User Type *

Usertype is required

[Back to Login](#)

✉ enquire.tnemis@gmail.com

Please Select Your User Type *

School

Teacher



Educational Management Information System

Please Select Your User Type *

User Name *

Your Password will be sent to your registered mail-Id when approved by your BRTE / Block co-ordinator. Do you want to submit your "Forgot Password" request?

Submit Request

Back to Login



Educational Management Information System

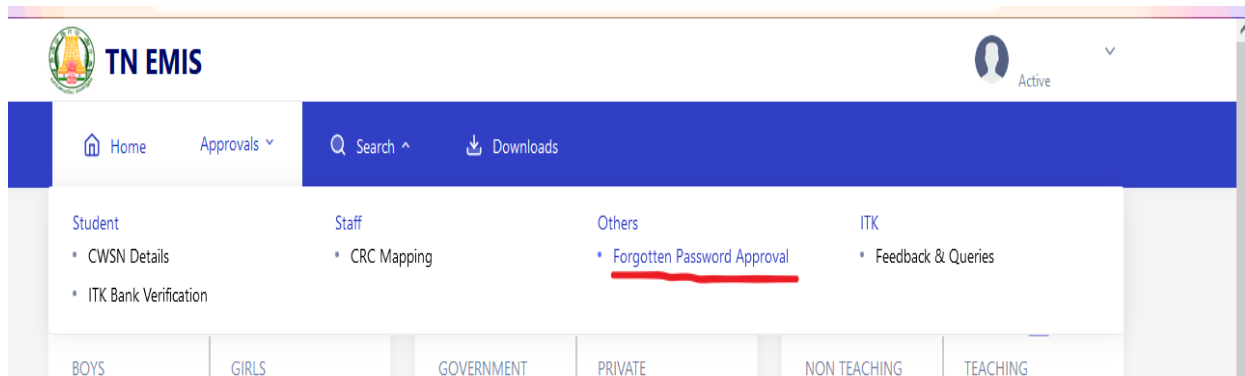
Your request has been sent successfully please contact your BRTE / Block co-ordinator and to receive the password

Thank You


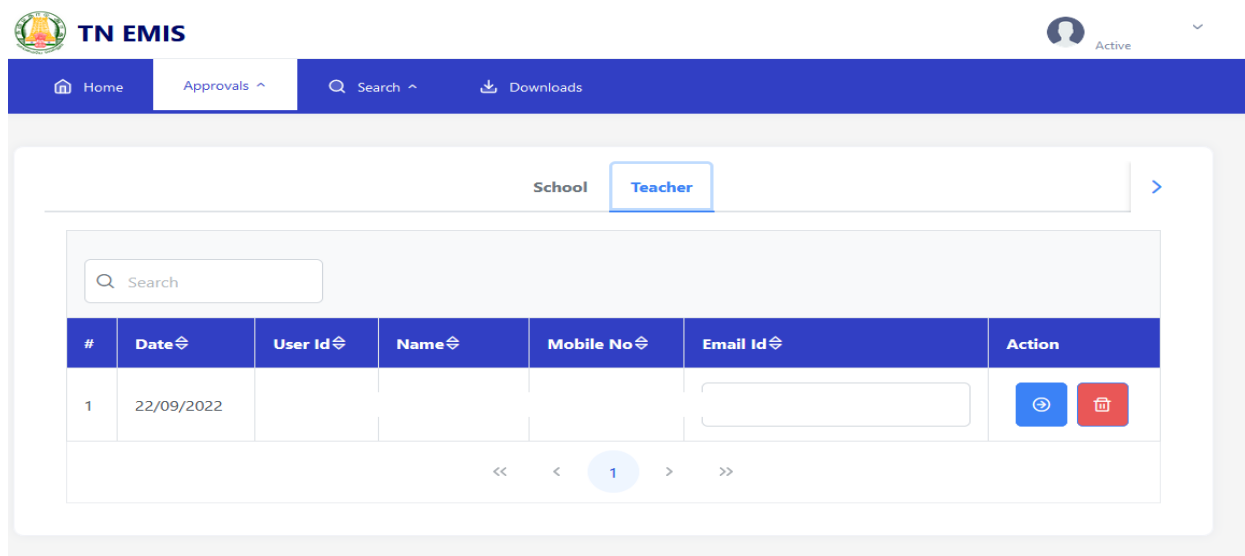
✉ enquire.tnemis@gmail.com

✓ Successfully Submitted


- THE CONCERNED SCHOOL OR TEACHER REQUEST WILL BE DIRECTED TO THE CONCERNED BLOCK LOGINS AS SHOWN BELOW.




- CONCERNED SCHOOL BRTE CAN CONFIRM THE REQUEST OVER THE PHONE (PHONE NO. IS GIVEN) AND THE MAIL ID TO WHICH PASSWORD HAS TO BE SENT AND THEN APPROVE THE REQUEST (BLUE ICON).





- IF THE REQUEST WAS NOT MADE BY THE CONCERNED TEACHER OR THE SCHOOL, THEN THE REQUEST CAN BE REJECTED BY DELETING THE REQUEST (RED ICON). VALID REASON HAS TO BE ENTERED AND CLICK THE TICK MARK IF DELETING A REQUEST.


TN EMIS



Active

Home
Approvals ^
Search ^
Downloads

School
Teacher

Id	Name	Mobile No	Email Id	Remarks	Action
				Invalid Request	 

1


Declined Successfully

- AFTER THE BRTE APPROVES OR REJECTS, CONCERNED SCHOOL OR THE TEACHER HAS TO CHECK THE REGISTERED MAIL FOR THE STATUS OF THEIR REQUEST.

tnemiscel	EMIS - Forgot Password Request - Rejected -
tnemiscel	EMIS - Forgot Password Request - Approved